

FT KIT 14

PLANUX KIT VIDEO



Schemi di collegamento
Wiring diagrams
Schémas de connexion
Aansluitschema's
Anschlusspläne
Esquemas de conexión
Esquemas de ligação



Assistenza tecnica Italia
Commerciale Italia

0346/750090
0346/750091

Technical service abroad
Export department (+39) 0346750092
(+39) 0346750093



[RU] **Comelit Russia**
Partyniy per., n.1, korp.58, stroenie 1,
6 floor, off. 21, 115093, Moscow
Tel. +7(495)644-20-97
www.comelit.ru - info@comelit.ru

[B] **Comelit Group Belgium**
Z.3 Doornveld 170
1731 Zellik (Asse)
Tel. +32 (0) 24115099 -
Fax +32 (0) 24115097
www.comelit.be - info@comelit.be

[D] **Comelit Group Germany GmbH**
Brusseler Allee 23- 41812 Erkelenz
Tel. +49 (0) 243190151-23
+49 (0) 243190151-24
Fax +49 (0) 24319015125
www.comelit.de - info@comelit.de

[E] **Comelit Espana S.L.**
Josef Estivill 67/69 - 08027 Barcelona
Tel. +34 932 430 376 - Fax +34 934 084 683
www.comelit.es
info@comelit.es

[F] **Comelit Immotec**
15, Rue Jean Zay - 69800 SAINT PRIEST
Tél. +33 (0) 4 72 28 06 56 - Fax +33 (0) 4 72 28 83 29
www.comelit.fr - comelit.NH@wanadoo.fr

[GR] **Comelit Hellas**
9 Epiru str.
16452 Argyroupolis - Athens Greece
Tel. +30 210 9968605-6 -
Fax : +30 210 9945560
www.comelit.gr
telergo@otenet.gr

[I] **Comelit Piemonte**
Str. Del Pascolo 6/E - 10156 Torino
Tel. e Fax +39 011 2979330
www.comelit.eu
infopiemonte@comelit.it

[I] **Comelit Sud S.r.l.**
Via Corso Claudio, 18
84083 Castel San Giorgio (Sa)
Tel. +39 081 516 2021
Fax +39 081 953 5951
www.comelit.eu - info@comelitsud.it

[IRL] **Comelit Ireland**
Suite 3 Herbert Hall
16 Herbert Street - Dublin 2
Tel. +353 (0) 1 619 0204
Fax. +353 (0) 1 619 0298
www.comelit.ie
info@comelit.ie

[NL] **Comelit Nederland BV**
Aventurijn 220-3316 LB Dordrecht
Tel. +31 (0) 786511201 - Fax +31 (0) 786170955
www.comelit.nl - info@comelit.nl

[RC] **Comelit (Shanghai) Electronics Co.,Ltd**
5 Floor No. 4 Building No.30 Hongcao Road
Hi-Tech Park Caohejing, Shanghai, China
Tel. +86-21-64519192/9737/3527
Fax. +86-21-64517710
www.comelit.com.cn
comelit@comelit.com.cn

[SG] **Comelit Group**
Singapore Representative Office
54 Genting Lane, Ruby Land Complex
Blk 2, #06-01 - Singapore 349562
Tel. +65-6748 8563 - Fax +65-6748 8584
office@comelit.sg

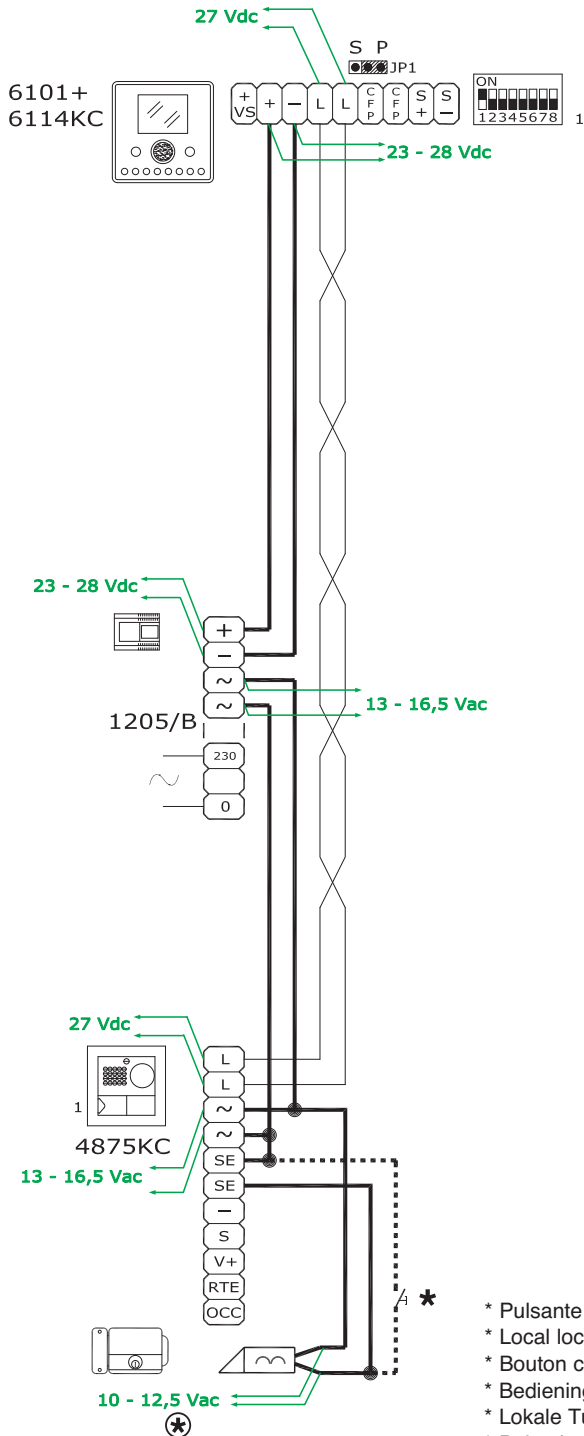
[UAE] **Comelit Group U.A.E.**
Middle East Office
P.O. Box 54433 - Dubai U.A.E.
Tel. +971 4 299 7533 - Fax +971 4 299 7534
www.comelit.ae
info@comelit.ae

[UK] **Comelit Group UK Ltd**
Unit 4 Mallow Park - Watchmead Welwyn
Garden City Herts - AL7 1GX
Tel: +44 (0)1707377203
Fax: +44 (0)1707377204
www.comelitgroup.co.uk
info@comelitgroup.co.uk

[USA] **Comelit Usa (Formerly Cyrex)**
250 W. Duarte Rd. Suite B
Monrovia, CA 91016
Tel. +1 626 930 0388 - Fax +1 626 930 0488
www.comelitusa.com
sales@comelitusa.com

PXK/01C

- (IT) Schema base per kit monofamiliari Art. 8495. Messa in funzione / verifica tensioni di impianto a riposo.
- (EN) Basic diagram for single-family kit Art. 8495. Switching on / voltage check with system in standby.
- (FR) Schéma base pour kit un usager Art. 8495. Mise en service / vérification tensions d'installation au repos.
- (NL) Basisschema voor kits voor eengezinswoningen art. 8495. Inwerkingstelling/spanningscontrole van een systeem in de ruststand.
- (DE) Grundanschlussplan für Einfamilienhaus-Sets Art. 8495. Inbetriebnahme / Spannungsprüfung der Anlage im Standby-Modus.
- (ES) Esquema básico para kits unifamiliares Art. 8495. Puesta en funcionamiento/comprobación de las tensiones con la instalación en reposo.
- (PT) Esquema básico para kits monofamiliares, art. 8495. Colocação em funcionamento/controlo das tensões do aparelho quando está em repouso.

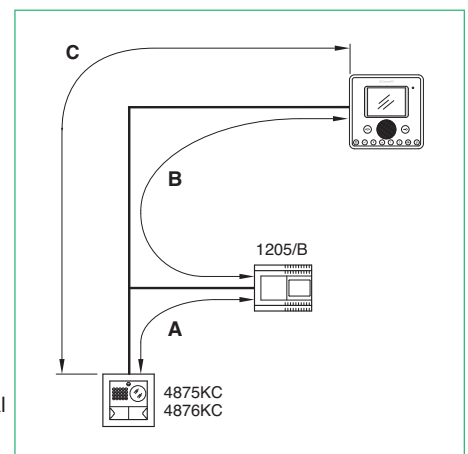


Per maggiori informazioni sulle distanze vedi MT/KIT/14.
For further information on distances, see MT/KIT/14.
Pour plus d'informations sur les distances, voir MT/KIT/14.
Zie voor meer informatie over de afstanden MT/KIT/14.
Weitere Informationen zu den Abständen finden Sie MT/KIT/14.
Para mayor información sobre las distancias, véanse MT/KIT/14.
Para mais informações sobre as distâncias, consultar MT/KIT/14.

	A (max)	B (max)	C (max)
0,5 mm ² (Ø 0,8 mm - Ø 8/10 AWG 20) 	20 m (65 feet)	25 m (85 feet)	150 m (495 feet)
1 mm ² (Ø 1,2 mm - Ø 12/10 AWG 17) 	40 m (130 feet)	50 m (165 feet)	150 m (495 feet)
1,5 mm ² (Ø 1,4 mm - Ø 14/10 AWG 15) 	60 m (195 feet)	100 m (325 feet)	150 m (495 feet)
0,28 mm ² (Ø 0,6 mm - Ø 6/10 AWG 23) 			150 m (495 feet)
1 mm ² (Ø 1,2 mm - Ø 12/10 AWG 17) 			100 m (325 feet)
UTP5 Cat 5 0,2 mm ² (Ø 0,5 mm - Ø 5/10 AWG 24) 			150 m (495 feet)
Comelit Art. 4576 / Art. 4578 0,5 mm ² (Ø 0,8 mm - Ø 8/10 AWG 20) 			150 m (495 feet)
2,50 mm ² (Ø 1,8 mm - Ø 18/10 AWG 13) 	100 m (325 feet)	150 m (495 feet)	

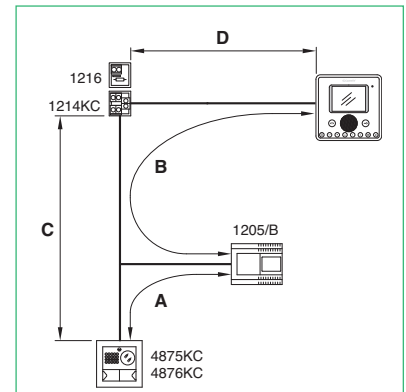
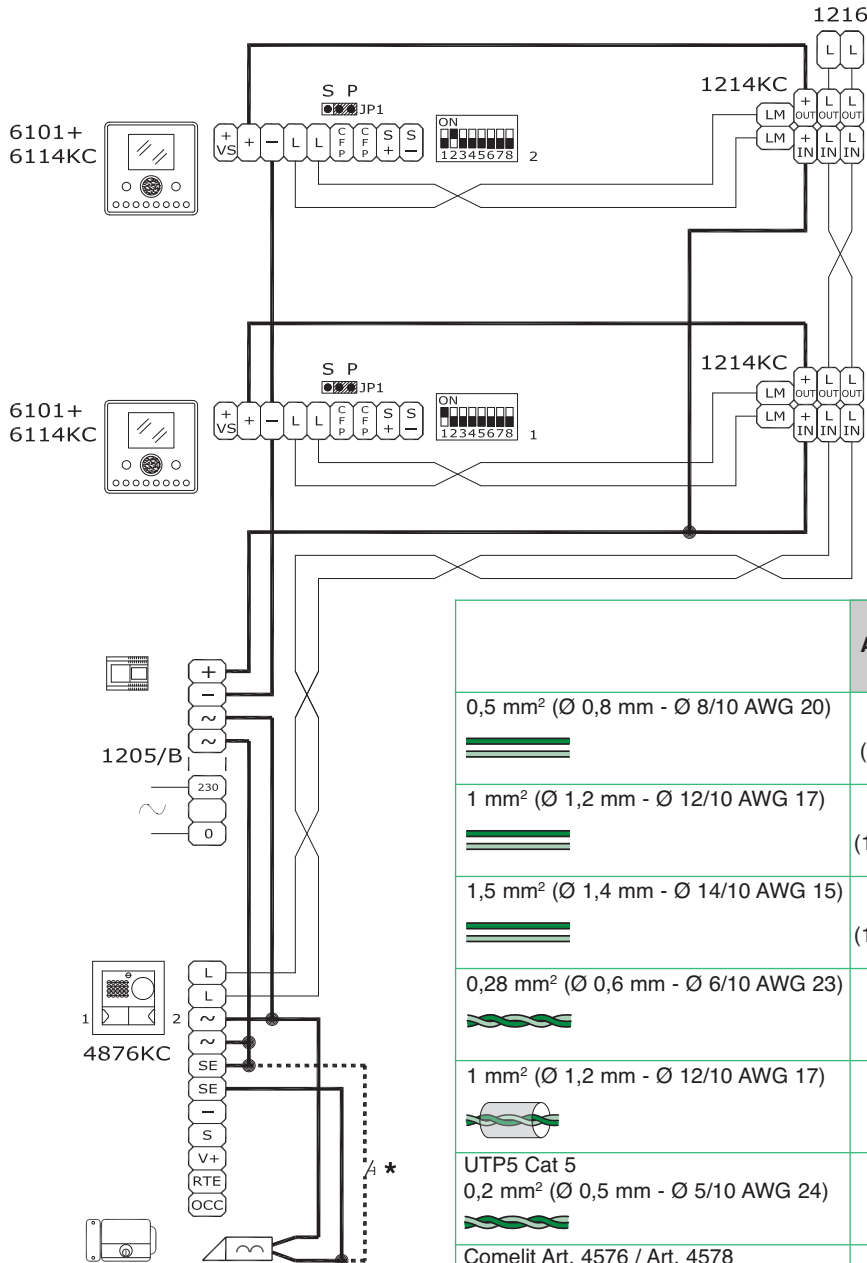
- * Pulsante comando apriporta locale
- * Local lock-release button
- * Bouton commande ouvre-porte local
- * Bedieningsknop lokale deuropener
- * Lokale Türöffnertaste
- * Pulsador abrepuertas local
- * Botão de comando abertura da porta local

⊛
Durante l'attivazione
When switching on
Durant l'activation
Tijdens de inschakeling
Während der Aktivierung
Durante la activación
Durante a activação



PXK/02BC

- (IT) Schema base per kit bifamiliari Art. 8496 con collegamento in derivazione.
- (EN) Basic diagram for two-family kits Art. 8496 with branch connection.
- (FR) Schéma base pour kit deux usagers Art. 8496 avec connexion en dérivation.
- (NL) Basisschema voor kits voor tweegezinswoningen art. 8496 met afgetakte aansluiting.
- (DE) Grundanschlussplan für Zweifamilienhaus-Sets Art. 8496 mit Anschluss über Abzweigung.
- (ES) Esquema básico para kit bifamiliares Art. 8496 con conexión en derivación.
- (PT) Esquema base para kits bifamiliares art. 8496 com ligação em derivação.



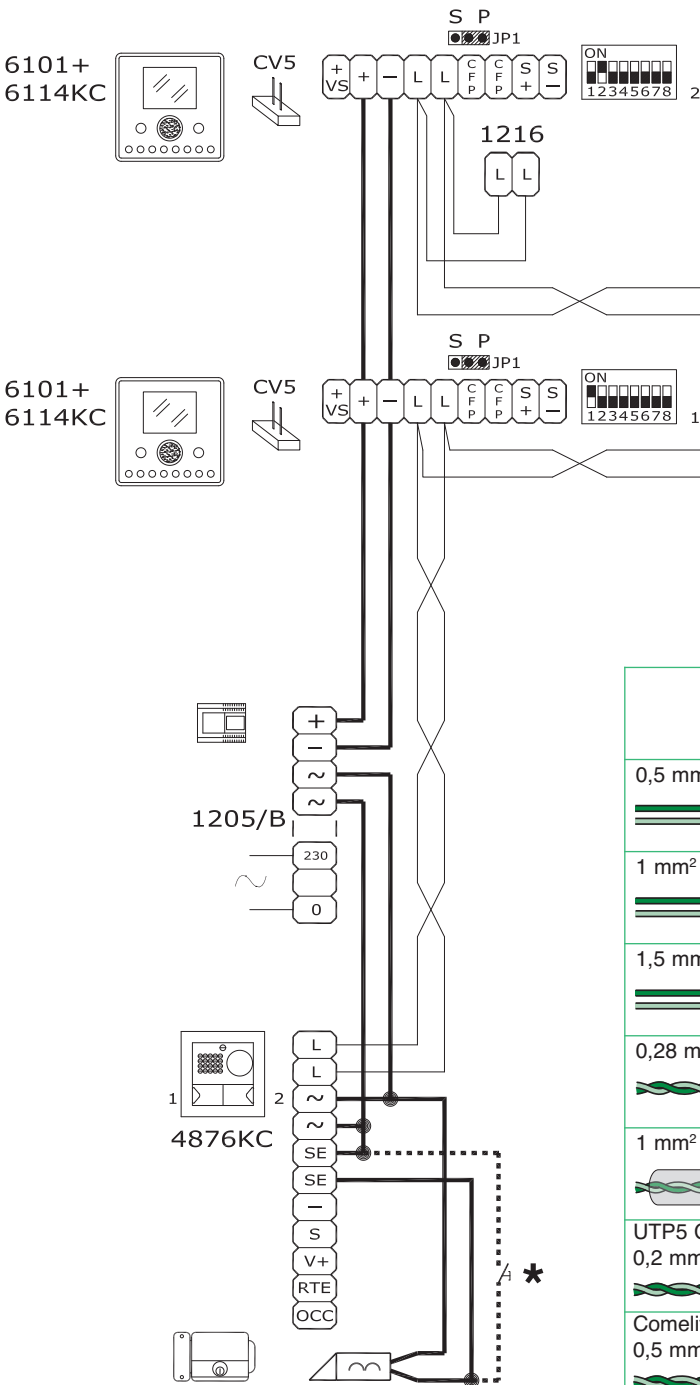
	A (max)	B (max)	C (max)	D (max)	Art. 1216
0,5 mm ² (Ø 0,8 mm - Ø 8/10 AWG 20)	20 m (65 feet)	25 m (85 feet)	150 m (495 feet)	40 m (130 feet)	UN SEL1 C1 2
1 mm ² (Ø 1,2 mm - Ø 12/10 AWG 17)	40 m (130 feet)	50 m (165 feet)	150 m (495 feet)	40 m (130 feet)	UN SEL1 C1 1
1,5 mm ² (Ø 1,4 mm - Ø 14/10 AWG 15)	60 m (195 feet)	100 m (325 feet)	150 m (495 feet)	40 m (130 feet)	UN SEL1 C1 1
0,28 mm ² (Ø 0,6 mm - Ø 6/10 AWG 23)			150 m (495 feet)	40 m (130 feet)	UN SEL1 C1
1 mm ² (Ø 1,2 mm - Ø 12/10 AWG 17)			100 m (325 feet)	20 m (65 feet)	UN SEL1 C1 1
UTP5 Cat 5 0,2 mm ² (Ø 0,5 mm - Ø 5/10 AWG 24)			150 m (495 feet)	40 m (130 feet)	UN SEL1 C1 1
Comelit Art. 4576 / Art. 4578 0,5 mm ² (Ø 0,8 mm - Ø 8/10 AWG 20)			150 m (495 feet)	50 m (165 feet)	UN SEL1 C1
2,50 mm ² (Ø 1,8 mm - Ø 18/10 AWG 13)	100 m (325 feet)	150 m (495 feet)			

- * Pulsante comando apriporta locale
- * Local lock-release button
- * Bouton commande ouvre-porte local
- * Bedieningsknop lokale deuropener
- * Lokale Türöffnertaste
- * Pulsador abrepuertas local
- * Botão de comando abertura da porta local

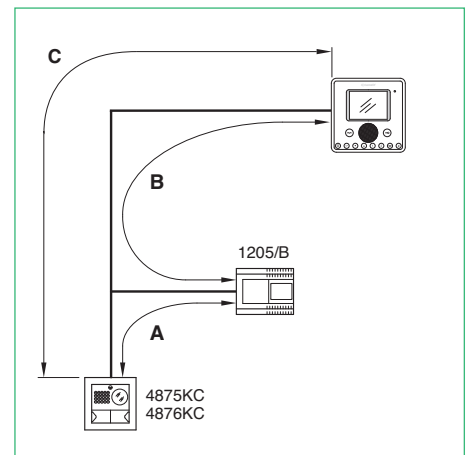
Per maggiori informazioni sulle distanze vedi MT/KIT/14.
 For further information on distances, see MT/KIT/14.
 Pour plus d'informations sur les distances, voir MT/KIT/14.
 Zie voor meer informatie over de afstanden MT/KIT/14.
 Weitere Informationen zu den Abständen finden Sie MT/KIT/14.
 Para mayor información sobre las distancias, véanse MT/KIT/14.
 Para mais informações sobre as distâncias, consultar MT/KIT/14.

PXK/02AC

- (IT) Schema base per kit bifamiliari Art. 8496 con collegamento in cascata.
- (EN) Basic diagram for two-family kits Art. 8496 with cascade connection.
- (FR) Schéma base pour kit deux usagers Art. 8496 avec connexion en cascade.
- (NL) Basisschema voor kits voor tweegezinswoningen art. 8496 met aansluiting in cascade.
- (DE) Grundanschlussplan für Zweifamilienhaus-Sets Art. 8496 mit Anschluss in Kaskadenschaltung.
- (ES) Esquema básico para kits bifamiliares Art. 8496 con conexión en cascada.
- (PT) Esquema básico para kits bifamiliares art. 8496 com ligação em cascata.



Per maggiori informazioni sulle distanze vedi MT/KIT/14.
 For further information on distances, see MT/KIT/14.
 Pour plus d'informations sur les distances, voir MT/KIT/14.
 Zie voor meer informatie over de afstanden MT/KIT/14.
 Weitere Informationen zu den Abständen finden Sie MT/KIT/14.
 Para mayor información sobre las distancias, véanse MT/KIT/14.
 Para mais informações sobre as distâncias, consultar MT/KIT/14.



	A (max)	B (max)	C (max)
0,5 mm ² (Ø 0,8 mm - Ø 8/10 AWG 20) 	20 m (65 feet)	25 m (85 feet)	150 m (495 feet)
1 mm ² (Ø 1,2 mm - Ø 12/10 AWG 17) 	40 m (130 feet)	50 m (165 feet)	150 m (495 feet)
1,5 mm ² (Ø 1,4 mm - Ø 14/10 AWG 15) 	60 m (195 feet)	100 m (325 feet)	150 m (495 feet)
0,28 mm ² (Ø 0,6 mm - Ø 6/10 AWG 23) 			150 m (495 feet)
1 mm ² (Ø 1,2 mm - Ø 12/10 AWG 17) 			100 m (325 feet)
UTP5 Cat 5 0,2 mm ² (Ø 0,5 mm - Ø 5/10 AWG 24) 			150 m (495 feet)
Comelit Art. 4576 / Art. 4578 0,5 mm ² (Ø 0,8 mm - Ø 8/10 AWG 20) 			150 m (495 feet)
2,50 mm ² (Ø 1,8 mm - Ø 18/10 AWG 13) 	100 m (325 feet)	150 m (495 feet)	

- * Pulsante comando apriporta locale
- * Local lock-release button
- * Bouton commande ouvre-porte local
- * Bedieningsknop lokale deuropener
- * Lokale Türöffnertaste
- * Pulsador abrepuertas local
- * Botão de comando abertura da porta local